

Intelligent Investor Australian Equity Growth Fund

(Managed Fund) (ASX:IIGF)

‘Conventional wisdom rarely stands the test of time. When tested against empirical data extending over decades, the popular wisdom of any era tends to fall apart. This is especially true in financial markets.’ — Maggie Mahar

While facing ex Australian opening batsman and coach Justin Langer from the front row at the **Mineral Resources** annual meeting I couldn’t help thinking how much I wished we’d sold MinRes above \$90 when we discussed it and bought **Commonwealth Bank**, **REA Group** or **CAR Group** instead. It’s amazing the difference one decision can make.

While most people fear bear markets, bubbles are a value investor’s kryptonite. Markets have become increasingly divorced from reality since Trump’s election victory, as we’ll explain next month, so we’ve taken more defensive positions in stocks like **Woolworths**, **Endeavour** and **The Lottery Corp**.

Woolworths’ share price is back to where it was in 2007, which shows how painful overpaying for quality businesses is as many people will learn in the years ahead. Just ask **Microsoft** shareholders from 1999 to 2016.

If Woolworths CEO Amanda Bardwell can grow earnings, the stock should at least produce a high single digit return given the stock is yielding 3.5% excluding the recent 40c special dividend.

Performance (after fees)					
	1 mth	1 yr	2 yrs	3 yrs	S.I. p.a
II Australian Equity Growth Fund	-1.3%	14.2%	1.5%	4.5%	10.7%
S&P ASX 200 Accumulation Index	3.8%	23.4%	11.9%	9.6%	13.1%
Excess to Benchmark	-5.1%	-9.2%	-10.3%	-5.1%	-2.4%


Inception (S.I.): 5 October 2020





Fund overview


The Intelligent Investor Australian Equity Growth Fund is a concentrated portfolio of 10 - 35 Australian-listed stocks. The Portfolio invests in a mix of large, mid and small cap stocks, focusing on highly profitable industry leaders that have long-term opportunities to reinvest profits at high rates of return.


 **5+ yrs**
Suggested investment timeframe

 **10 - 35**
Indicative number of securities

 **Risk profile: High**
Expected loss in 4 to 6 years out of every 20 years

 **S&P/ASX 200 Accumulation Index**
Benchmark

 **Investment fee**
0.97% p.a.

 **Performance fee**
Nil

Endeavour's share price reached a new low as customers trading down from higher margin wines in particular crunch margins. Like Woolworths, the 5% fully franked dividend yield is attractive if a new CEO can revive earnings.

Despite a truck crashing on **Mineral Resources'** multi-billion-dollar haul road now partly owned by Morgan Stanley, the Mt Onslow iron ore mine has reached cashflow breakeven. We'll likely know whether the stock is worth at least twice its current price within six months when Mt Onslow is expected to reach capacity of 35m tonnes allowing the company to rapidly reduce debt and resume paying dividends.

Lovisa's share price has fallen 20% since its recent high as rapid store openings haven't kept up with market expectations, while others worry about opening stores in countries including the Ivory Coast, Republic of Congo and Panama, which used to headline 60 Minutes. Despite respected CEO Victor Herrero having one foot out the door, we'll likely increase our small position if the share price falls much further.

While smaller, midcap holdings such as **RPM Global, MA Financial** and **Eagers Automotive** are attracting more investors, **Aussie Broadband** has been relatively weak. Losing a recent court case is irrelevant and it's growing patiently and sensibly.

We also added a starting position in **HMC Capital** which has big ambitions with a similar business model to **Macquarie Group** before it delisted its satellite entities after the GFC.

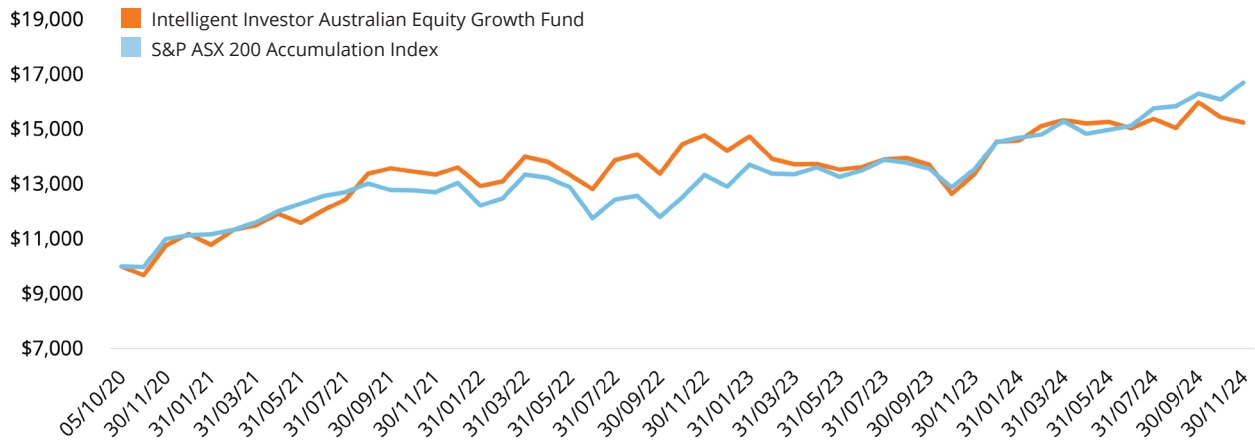
Next month we'll explain the measly returns expected from the market over the next decade and why our top 10 holdings can reverse our recent underperformance when fundamentals replace the current speculative fervour for everything from Bitcoin to bananas duct taped to a wall.

Please get in touch if you have any questions

info@intelligentinvestor.com.au

1300 880 160

Performance since inception



Inception (S.I.): 5 Oct 2020

Asset allocation

Materials	21.2%
Health Care	17.3%
Consumer Discretionary	14.9%
Information Technology	12.4%
Financials	7.7%
Consumer Staples	5.7%
Cash	4.9%
Energy	4.2%
Communication Services	3.9%
Industrials	3.8%
Utilities	3.0%
Real Estate	0.9%

Top 5 holdings

BHP Group (BHP)	7.1%
RPMGlobal (RUL)	7.0%
CSL (CSL)	6.8%
ResMed (RMD)	6.7%
MA Financial (MAF)	5.7%

Fund Stats

Distribution yield	1.1%
Net asset value	\$3.02

Important information

This document has been prepared by InvestSMART Funds Management Limited (ABN 62 067 751 759, AFSL 246441) (InvestSMART), the responsible entity of the Fund and issuer of units in the Fund. While every care has been taken in the preparation of this document, InvestSMART makes no representations or warranties as to the accuracy or completeness of any statement in it. To the maximum extent permitted by law, neither InvestSMART, its directors, employees or agents accept any liability for any loss arising in relation to this document. This document is not an endorsement that this portfolio is appropriate for you and should not be relied upon in making a decision to invest in this product. You should always consider the relevant disclosure document (including Product Disclosure Statement, Investment Menu, Target Market Determination and Financial Services Guide along with any accompanying materials) and/or seek professional advice before making any investment decision. Disclosure documents for financial products offered by InvestSMART can be downloaded from the InvestSMART website or obtained by contacting 1300 880 160. The document provides general financial information only. InvestSMART has NOT considered your personal objectives, financial situation and needs when preparing this document. You should consider your individual objectives, financial situation and needs and seek professional advice where necessary before making any investment decision. Past performance is not a reliable indicator of future performance. InvestSMART does not assure nor guarantee the performance of any financial products offered. InvestSMART, its associates and their respective directors and other staff each declare that they may, from time to time, hold interests in securities that are contained in this investment product.

All tables and chart data is correct as at 30 November 2024